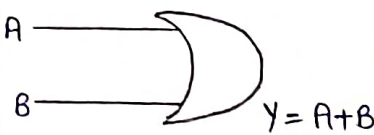
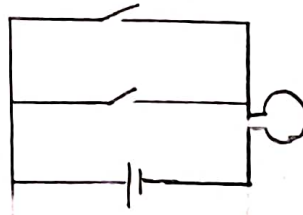
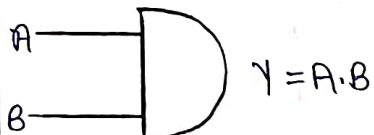

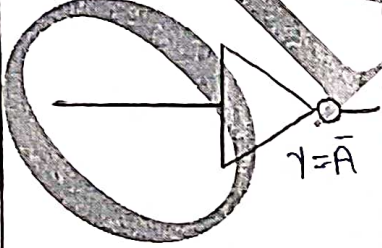
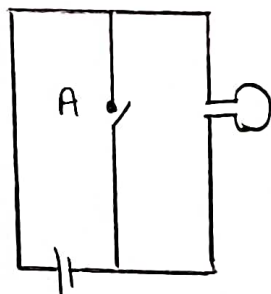
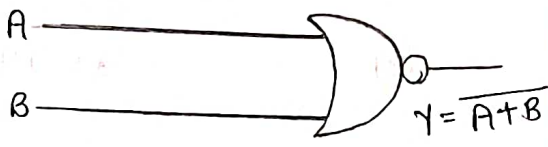
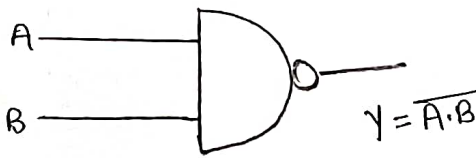


लॉजिक गेट्स (Logic Gates)

उस अंकीय परिपथ को लॉजिक गेट कहते हैं जो निवेशी और निर्गत वोल्टताओं के मध्य एक निश्चित तार्किक संबंध का पालन करता है।

नाम	चिन्ह	चित्र	सत्यमान सारणी															
1. OR			<table border="1"> <thead> <tr> <th>A</th> <th>B</th> <th>A+B</th> </tr> </thead> <tbody> <tr> <td>1</td> <td>1</td> <td>1</td> </tr> <tr> <td>1</td> <td>0</td> <td>1</td> </tr> <tr> <td>0</td> <td>1</td> <td>1</td> </tr> <tr> <td>0</td> <td>0</td> <td>0</td> </tr> </tbody> </table>	A	B	A+B	1	1	1	1	0	1	0	1	1	0	0	0
A	B	A+B																
1	1	1																
1	0	1																
0	1	1																
0	0	0																
2. AND			<table border="1"> <thead> <tr> <th>A</th> <th>B</th> <th>A · B</th> </tr> </thead> <tbody> <tr> <td>1</td> <td>1</td> <td>1</td> </tr> <tr> <td>1</td> <td>0</td> <td>0</td> </tr> <tr> <td>0</td> <td>1</td> <td>0</td> </tr> <tr> <td>0</td> <td>0</td> <td>0</td> </tr> </tbody> </table>	A	B	A · B	1	1	1	1	0	0	0	1	0	0	0	0
A	B	A · B																
1	1	1																
1	0	0																
0	1	0																
0	0	0																
3. NOT			<table border="1"> <thead> <tr> <th>A</th> <th>\bar{A}</th> </tr> </thead> <tbody> <tr> <td>1</td> <td>0</td> </tr> <tr> <td>0</td> <td>1</td> </tr> </tbody> </table>	A	\bar{A}	1	0	0	1									
A	\bar{A}																	
1	0																	
0	1																	

मूलभूत गेटों का संयोजन (Combination of Basic Gates)

नाम	चिन्ह	सत्यमान सारणी																				
1. NOR	 <p>$Y = \overline{A+B}$</p>	<table border="1"> <thead> <tr> <th>A</th> <th>B</th> <th>A+B</th> <th>$\overline{A+B}$</th> </tr> </thead> <tbody> <tr> <td>1</td> <td>1</td> <td>1</td> <td>0</td> </tr> <tr> <td>1</td> <td>0</td> <td>1</td> <td>0</td> </tr> <tr> <td>0</td> <td>1</td> <td>1</td> <td>0</td> </tr> <tr> <td>0</td> <td>0</td> <td>0</td> <td>1</td> </tr> </tbody> </table>	A	B	A+B	$\overline{A+B}$	1	1	1	0	1	0	1	0	0	1	1	0	0	0	0	1
A	B	A+B	$\overline{A+B}$																			
1	1	1	0																			
1	0	1	0																			
0	1	1	0																			
0	0	0	1																			
2. NAND	 <p>$Y = \overline{A \cdot B}$</p>	<table border="1"> <thead> <tr> <th>A</th> <th>B</th> <th>A · B</th> <th>$\overline{A \cdot B}$</th> </tr> </thead> <tbody> <tr> <td>1</td> <td>1</td> <td>1</td> <td>0</td> </tr> <tr> <td>1</td> <td>0</td> <td>0</td> <td>1</td> </tr> <tr> <td>0</td> <td>1</td> <td>0</td> <td>1</td> </tr> <tr> <td>0</td> <td>0</td> <td>0</td> <td>1</td> </tr> </tbody> </table>	A	B	A · B	$\overline{A \cdot B}$	1	1	1	0	1	0	0	1	0	1	0	1	0	0	0	1
A	B	A · B	$\overline{A \cdot B}$																			
1	1	1	0																			
1	0	0	1																			
0	1	0	1																			
0	0	0	1																			

ORIG